



GBAnalytics Survey #2 – Results Staffing Support for Financial Services





This report summarizes results of the GBA Data and Benchmarking Committee’s second GBAnalytics survey. This survey, developed by a team from Indiana University’s School of Medicine, focuses on staffing support for financial services. The survey was distributed to Principal Business Officers (PBOs) in April 2015, and thirtyfour schools participated in the survey.

Full survey results were distributed to survey participants. The following report below presents three of the data tables.

1. Are you the Principal Business Officer (PBO) for:

Response	20% 40% 60% 80% 100%	Frequency	Count
A medical school		88.2%	30
A health sciences campus inclusive of a medical school		11.8%	4

2. If you have responsibilities outside the medical school, what schools does your health sciences campus finance office support?

Response	20% 40% 60% 80% 100%	Frequency	Count
Medical School		100.0%	4
Nursing School		50.0%	2
Allied Health School		50.0%	2
Dental School		0.0%	0
Pharmacy School		0.0%	0
Public Health School		0.0%	0
Optometry School		0.0%	0
Social Work School		0.0%	0
Veterinary School		0.0%	0
Any other Schools (please list)		75.0%	3

“Other Schools” included Graduate Schools.

On a scale of 0-5, with 5 representing a fully centralized organization, and 0 representing no centralization, how centralized are your finance support functions?

		0 - no centralization	1	2	3	4	5 - fully centralized	N/A
Between your medical school and your parent university	% by Row	0.0%	16.7%	10.0%	43.3%	10.0%	13.3%	6.7%
Within your health sciences campus	% by Row	10.0%	10.0%	13.3%	16.7%	10.0%	13.3%	26.7%
Between your health sciences campus and medical school	% by Row	6.7%	16.7%	10.0%	16.7%	10.0%	10.0%	30.0%
Between your health sciences campus and your parent university	% by Row	3.3%	23.3%	10.0%	13.3%	6.7%	10.0%	33.3%