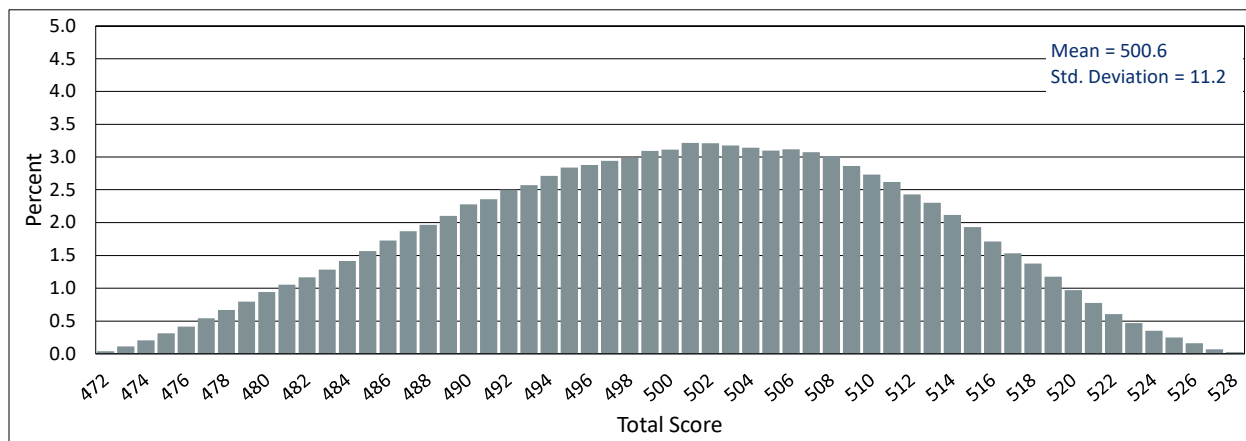


Summary of MCAT Total and Section Scores

Percentile Ranks in Effect May 1, 2026 – April 30, 2027

N = 305,494

MCAT Total



Total Score	Percentile Rank
472	<1
473	<1
474	<1
475	1
476	1
477	2
478	2
479	3
480	4
481	5
482	6
483	8
484	9
485	11
486	12
487	14
488	16
489	18
490	20

Total Score	Percentile Rank
491	23
492	25
493	28
494	31
495	33
496	36
497	39
498	42
499	45
500	48
501	52
502	55
503	58
504	61
505	64
506	67
507	71
508	74
509	76

Total Score	Percentile Rank
510	79
511	82
512	84
513	86
514	89
515	91
516	92
517	94
518	95
519	96
520	97
521	98
522	99
523	99
524	99
525	100
526	100
527	100
528	100

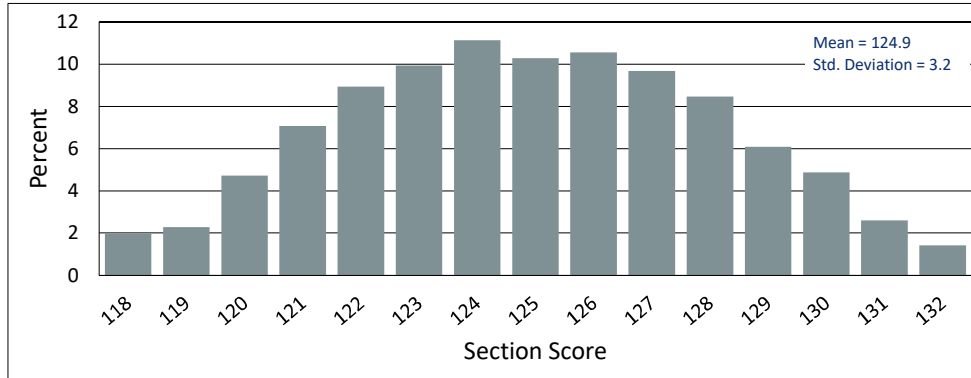
Notes:

- The column labeled “Percentile Rank” provides the percentage of scores equal to or less than each score point. These percentile ranks are based on all MCAT results from the 2023, 2024, and 2025 testing years combined. For example, 74% of MCAT total scores were equal to or less than 508 across all exams administered in 2023, 2024, and 2025 combined.
- Updates to the percentile ranks will be made on May 1st each year.

Summary of MCAT Total and Section Scores (Continued)

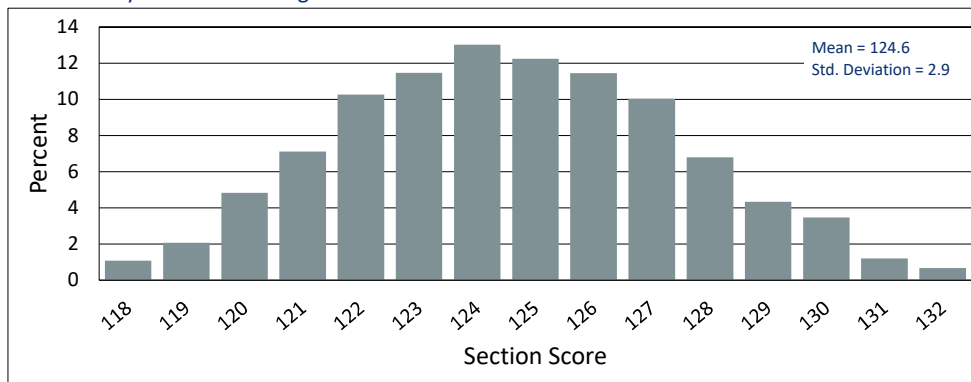
Percentile Ranks in Effect May 1, 2026 to April 30, 2027

Chemical and Physical Foundations of Biological Systems



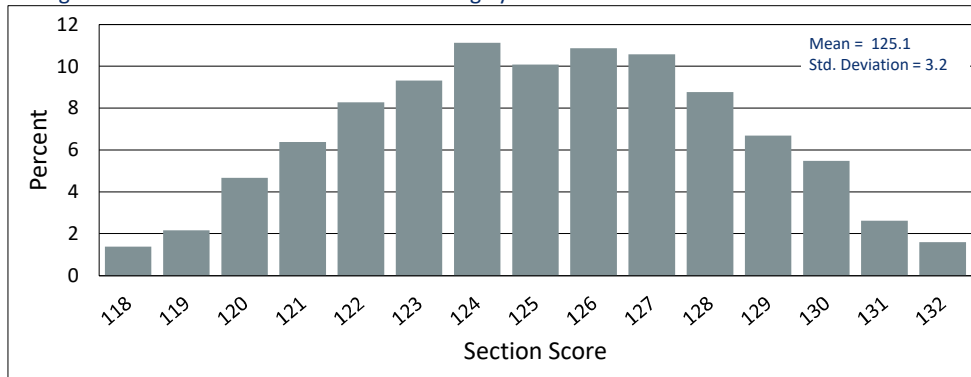
Section Score	Percentile Rank
118	2
119	4
120	9
121	16
122	25
123	35
124	46
125	56
126	67
127	77
128	85
129	91
130	96
131	99
132	100

Critical Analysis and Reasoning Skills



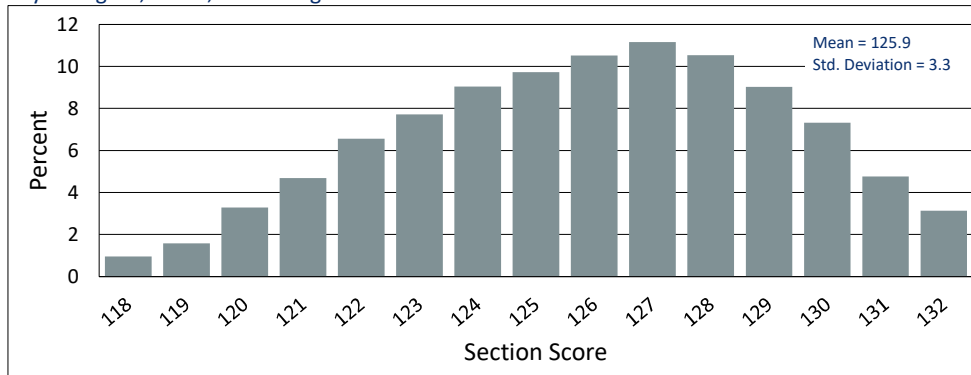
Section Score	Percentile Rank
118	1
119	3
120	8
121	15
122	25
123	37
124	50
125	62
126	74
127	84
128	90
129	95
130	98
131	99
132	100

Biological and Biochemical Foundations of Living Systems



Section Score	Percentile Rank
118	1
119	4
120	8
121	15
122	23
123	32
124	43
125	53
126	64
127	75
128	84
129	90
130	96
131	98
132	100

Psychological, Social, and Biological Foundations of Behavior



Section Score	Percentile Rank
118	1
119	3
120	6
121	10
122	17
123	25
124	34
125	44
126	54
127	65
128	76
129	85
130	92
131	97
132	100