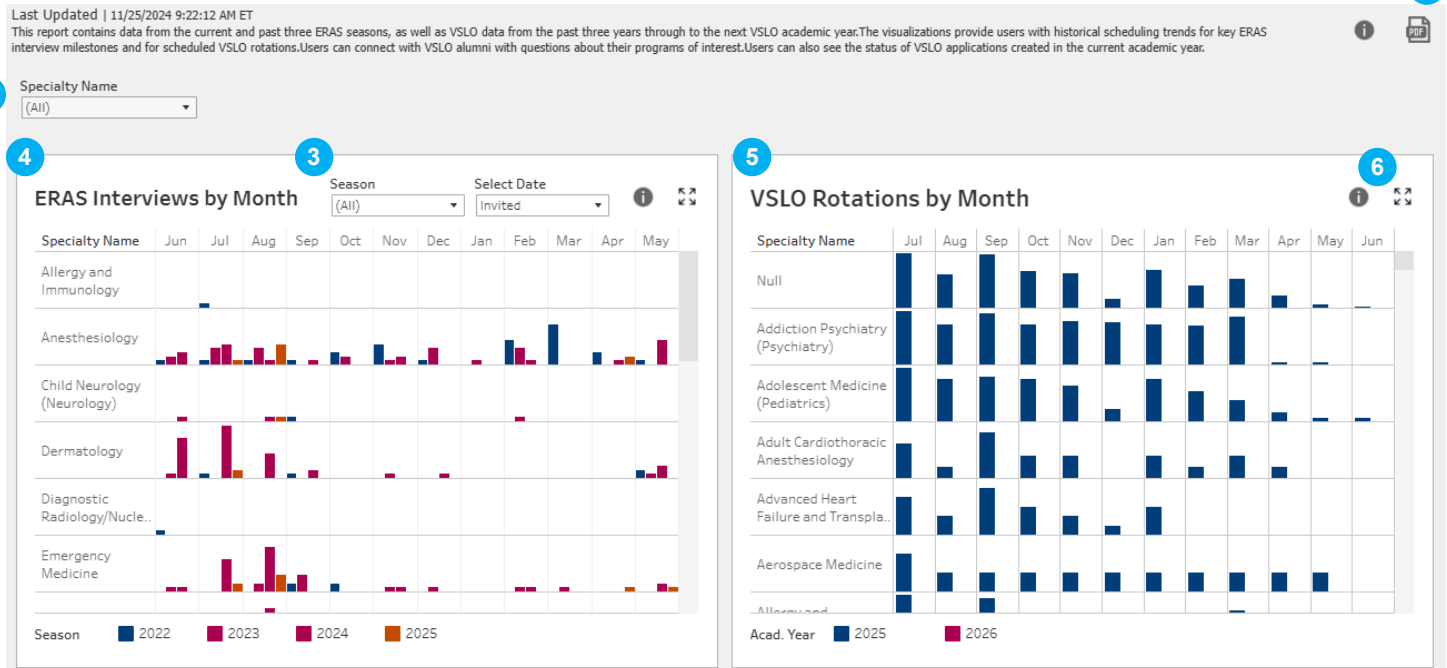


Provides a detailed look on key trends for ERAS interview milestones and VSLO rotation applications, for the current and prior seasons. Ability to see monthly trends, historical residency and rotation applications, and learn the status of active VSLO rotation applications.



1 Download as PDF

Choose between This View to pull the entire report and Specific Sheets to pull specific items. Scaling, page size, and orientation can also be adjusted prior to download.

2 Global Dashboard Filters

The "Specialty Name" filter can be adjusted using a drop-down menu to show only relevant students and applications across all cards.

3 ERAS Interviews by Month | Filtering This View

This view can be filtered on one or more selected ERAS Seasons, in addition to the global dashboard filter for Specialty Name. The "Select Date" drop-down menu switches between showing counts of "Invited" dates or "Interview" dates, as represented by the bars in the chart.

4 ERAS Interviews by Month | About This View

This chart provides users with a high-level overview of ERAS interview trends from current and past seasons by specialty. The bars in the chart represent either the count of interview invitations received ("Invited"), or the count of scheduled interview dates ("Interview"), in the month shown along the horizontal axis, by the Specialty Name, given in the left axis, and by ERAS Season, given by the colored bars. Users can switch between the "Invited" date or "Interview" date using the "Select Date" drop-down menu located above the chart.

Please note, this view shows aggregated data from all institutions, regardless of your home institution.

5 VSLO Rotations by Month | About This View

This chart provides users with an overview of VSLO rotations being offered in the current and next VSLO Academic Year. The bars show the number of elective rotations, colored by VSLO Academic Year, which are scheduled to begin in the month given by the horizontal axis, and which are associated with the Specialty given by the left axis.


Please note, this view shows aggregated data from all institutions, regardless of your home institution.

6 Card Objects

The following items can be found in the top-right corner of both cards mentioned above:

- Hover over the **Info Icon** for the relevant help-text associated with a card.
- Select the **Download Icon** to bring up a menu allowing you to download the results

Provides a detailed look on key trends for ERAS interview milestones and VSLO rotation applications, for the current and prior seasons. Ability to see monthly trends, historical residency and rotation applications, and learn the status of active VSLO rotation applications.



7 Accepted Alumni Electives | Filtering This View

This view can be filtered by “Application Year” and “Program Name” using the drop-down menus located on the top-right of the card. The “Application Year” is the Academic Year in which the student created the VSLO application.

8 Accepted Alumni Electives | About This View

This chart provides with information about prior VSLO academic year students who have accepted a VSLO rotation.

The treemap chart is divided by the Program Name of the host institution (separated by the thick white borders), and further by the VSLO academic year in which the applications were submitted by the student (separated by thin white borders). The relative size of each element is determined by the number of applications submitted to the given host Program; the color of each element represents the number of applications accepted by the host Program, with light gray representing the smallest number of accepted applications in the scale, and deep blue representing the largest number in the scale.

The Program Name, VSLO Academic Year, Total Application Count, and Accepted Application Count are shown in a tooltip when hovering over a treemap element; treemap elements may also be labeled with some or all of these quantities, if the element is large enough to fit the label.

Please note, clicking on any of the treemap elements will bring the User to the Accepted Alumni Electives Detail View. The Detail View will be

9 Card Objects

The following elements can be found in the top-right corner of the Accepted Alumni Electives Card:

- Hover over the **Info Icon** to view the relevant help text associated with the contents of the card.
- Use the **Expand Icon** to maximize the card within the body of the dashboard (the Header and Global Filter rows remain visible). After maximizing the card, click the **Expand Icon** again to return to the default dashboard state.

Provides a detailed look on key trends for ERAS interview milestones and VSLO rotation applications, for the current and prior seasons. Ability to see monthly trends, historical residency and rotation applications, and learn the status of active VSLO rotation applications.

Accepted Alumni Electives Detail



| Application Year | Program Name | Specialty Name | Elective Name | First Name | Last Name | Application Status | Student Decision |
|------------------|---|----------------------|------------------------------------|------------|-----------|--------------------|------------------|
| 2023 | Wake Forest University School of Medicine | Dermatology | Clinical Dermatology | Null | Null | STUDENT_ACCEPTED | ACCEPTED |
| | | | | Null | Null | STUDENT_ACCEPTED | ACCEPTED |
| | | Emergency Medicine | Emergency Medicine AI | Null | Null | STUDENT_ACCEPTED | ACCEPTED |
| | | | | Null | Null | STUDENT_ACCEPTED | ACCEPTED |
| | | | | Null | Null | OFFER_CONFIRMED | ACCEPTED |
| | | | | Null | Null | OFFER_CONFIRMED | ACCEPTED |
| | | | | Null | Null | OFFER_CONFIRMED | ACCEPTED |
| | | | Healthcare Disparities in Emerge.. | Null | Null | OFFER_CONFIRMED | ACCEPTED |
| | | Neurological Surgery | Neurosurgery | Null | Null | STUDENT_ACCEPTED | ACCEPTED |
| | | Orthopaedic Surgery | Orthopaedic Surgery AI | Null | Null | STUDENT_ACCEPTED | ACCEPTED |
| | | | | Null | Null | STUDENT_ACCEPTED | ACCEPTED |
| | | | | Null | Null | OFFER_CONFIRMED | ACCEPTED |
| | | | | Null | Null | OFFER_CONFIRMED | ACCEPTED |
| | | | | Null | Null | STUDENT_ACCEPTED | ACCEPTED |
| | | | Orthopedic Surgery - AI | Null | Null | OFFER_CONFIRMED | ACCEPTED |
| | | | Orthopedic Surgery - AI | Null | Null | OFFER_CONFIRMED | ACCEPTED |
| | | | Orthopedic Surgery - AI | Null | Null | STUDENT_ACCEPTED | ACCEPTED |
| | | | Orthopedic Surgery - AI | Null | Null | STUDENT_ACCEPTED | ACCEPTED |
| | | Urology | Urology AI | Null | Null | OFFER_CONFIRMED | ACCEPTED |
| | | | | Null | Null | STUDENT_ACCEPTED | ACCEPTED |
| | | | | Null | Null | OFFER_CONFIRMED | ACCEPTED |

10 Accepted Alumni Electives Detail | About This View

This detail table will appear when a square of the **Accepted Alumni Electives** treemap is clicked on. The detail table is automatically filtered to the corresponding Program Name and Application Year. The table provides additional information about alumni of the VSLO program from the user's home institution, including the names of the alumni, the Elective Name of the rotation they attended, the Specialty Name of the corresponding Elective. The VSLO application status and student decision status are also displayed.

11 Card Objects

The Accepted Alumni Electives Detail View contains the following items, found in the top-right corner of the Card:

- Hover over the **Info Icon** to view the relevant help text associated with the card.
- Select the **Download Crosstab Icon** to bring up a menu allowing you to download the results.
- Select the **X Icon** to return to the previous views in the dashboard.

Download Crosstab

Select a sheet from this dashboard

12

☒

Export Accept...

☐

Export VSLO ...

☐

Accepted Alu...

☐

Accepted Alu...

☐

Accepted Al...

Select Format

☒ Excel

☐ CSV

13

Download

12 Download Crosstab | Sheet Selection

Ensure the sheet titled "Export Accepted Alumni Detail" is selected in the pop-up window

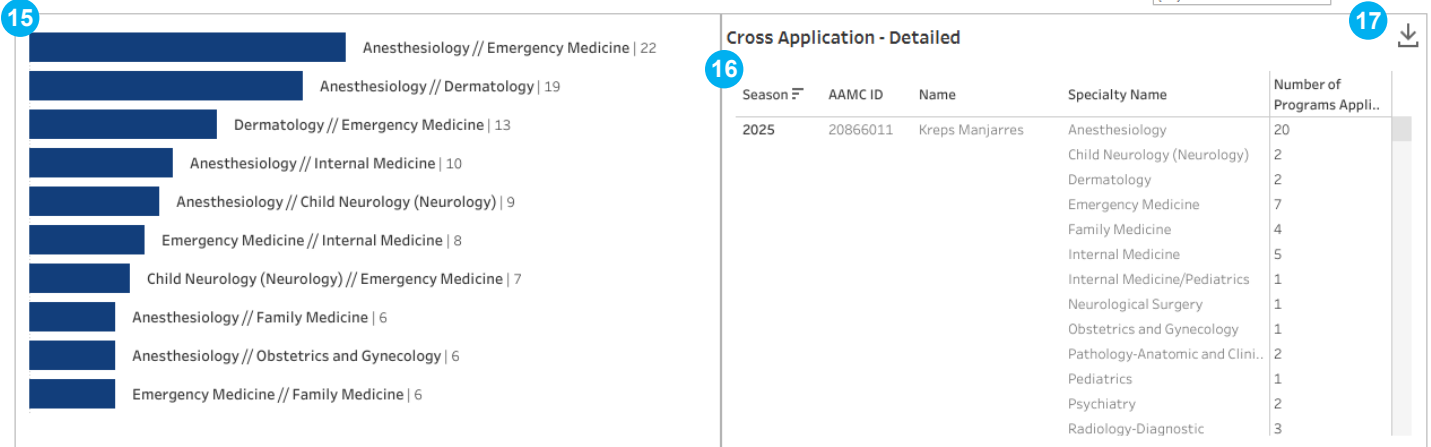
13 Download Crosstab | Format Selection & Download

After selecting the appropriate sheet, select either "Excel" or "CSV" format and click the "Download" button to download the data shown in the Detail table.

Please note, CSV is the recommended export file format as the Excel format may include merged cells.

Provides a detailed look on key trends for ERAS interview milestones and VSLO rotation applications, for the current and prior seasons. Ability to see monthly trends, historical residency and rotation applications, and learn the status of active VSLO rotation applications.

Top 10 Cross Applications



14 Top 10 Cross Applications | Filtering This View

This view can be filtered by ERAS "Season" using the drop-down menu located on the top-right of the card. The "Season" filter in this card applies to both the bar chart and the detail table, on the left- and right-hand sides of the card, respectively.

15 Top 10 Cross Applications | About This View

This chart shows up to ten of the most common pairs of Specialties to which students have submitted ERAS applications in the given ERAS Season (or seasons). The labels for each bar show the two Specialties, separated by "//". The number of students who have applied to both of the given specialties is also given, following the "|" separator.

Please note, clicking on any of the bars in this chart will filter the "Cross Application - Detailed" View, such that only students who cross applied to both specialties given in the selected bar will be shown.

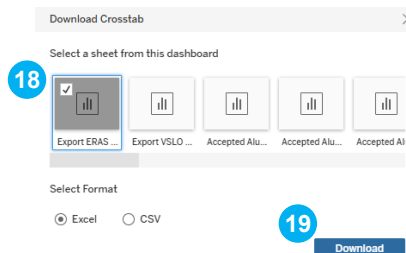
16 Cross Application - Detailed | About This View

The Cross Application - Detailed View contains a table which lists all students who have cross applied to at least two specialties, alongside a count of programs to which the student applied within the given specialty.

17 Card Objects

The Top 10 Cross Applications Card contains the following items, found in the top-right corner of the Card:

- Hover over the **Info Icon** to view the relevant help text associated with the card.
- Use the **Expand Icon** to maximize the card within the body of the dashboard (the Header and Global Filter rows remain visible). After maximizing the card, click the **Expand Icon** again to return to the default dashboard state.
- Select the **Download Crosstab Icon** to bring up a menu allowing you to download the Cross Application - Detailed table.



18 Download Crosstab | Sheet Selection

Ensure the sheet titled "Export ERAS Cross Applications" is selected in the pop-up window

19 Download Crosstab | Format Selection & Download

After selecting the appropriate sheet, select either "Excel" or "CSV" format and click the "Download" button to download the data in the Detail table.

Provides a detailed look on key trends for ERAS interview milestones and VSLO rotation applications, for the current and prior seasons. Ability to see monthly trends, historical residency and rotation applications, and learn the status of active VSLO rotation applications.

Student Status - VSLO Current Year

| | | | | | | Application Status | Student Decision | | | | |
|----|----------|------------|-----------|--------------------------------|---|--------------------------|------------------|--|--|--|-------------|
| 21 | AAMC ID | First Name | Last Name | Specialty Name | Program Name | Application Status | | | | | # Electives |
| | 67383027 | Null | Null | Anesthesiology | University of California, Irvine, School of Medi... | CANCELED | | | | | 1 |
| | | | | Critical Care Medicine (Int... | Sutter Roseville Medical Center | CANCELED | | | | | 1 |
| | | | | Internal Medicine | Cedars-Sinai Medical Center | HOME_REJECTED | | | | | 2 |
| | | | | | Kaiser Foundation Hospitals-Northern | CANCELED | | | | | 1 |
| | | | | | CA-Oakland | NEW | | | | | 1 |
| | | | | | Sutter Roseville Medical Center | CANCELED | | | | | 1 |
| | | | | | University of California, San Francisco, School .. | CANCELED | | | | | 2 |
| | 67389086 | Null | Null | Family Medicine | Harvard Medical School | CANCELED | | | | | 1 |
| | | | | | Sutter Medical Center, Sacramento | CANCELED | | | | | 1 |
| | | | | | | STUDENT_INELIGIBLE_PEN.. | | | | | 2 |
| | | | | | University of Massachusetts T.H. Chan School .. | CANCELED | | | | | 1 |
| | | | | Physical Medicine and Re.. | University of Rochester School of Medicine an.. | WITHDRAWN | | | | | 1 |
| | | | | Psychiatry | Harvard Medical School | CANCELED | | | | | 1 |
| | 67482298 | Null | Null | Anesthesiology | Summa Akron City Hospital | CANCELED | | | | | 1 |
| | | | | | | HOME_RELEASED | | | | | 1 |
| | | | | Internal Medicine | Summa Akron City Hospital | HOME_RELEASED | | | | | 2 |
| | | | | Radiology-Diagnostic | Summa Akron City Hospital | HOST_REJECTED | | | | | 1 |
| | 67652045 | Null | Null | Internal Medicine | Icahn School of Medicine at Mount Sinai | READY_TO_SUBMIT | | | | | 1 |

20 Student Status - VSLO Current Year | Filtering This View

This view can be filtered by "Application Status" and "Student Decision" using the drop-down menus located on the top-right of the card.

21 Student Status - VSLO Current Year | About This View

The table in this view shows the status of VSLO applications started in the current VSLO Academic Year. A count of the number of electives for which a student has created an application is shown in the right-most column. Student VSLO applications are further broken down by the Specialty of the Elective and the Program Name of the host institution. The Application Status for the corresponding applications is also given for each Specialty and host Program.

22 Card Objects


The Student Status - VSLO Current Year View contains the following items, found in the top-right corner of the Card:

- Hover over the **Info Icon** to view the relevant help text associated with the card.
- Select the **Download Crosstab Icon** to bring up a menu allowing you to download the results.
- Use the **Expand Icon** to maximize the card within the body of the dashboard (the Header and Global Filter rows remain visible). After maximizing the card, click the **Expand Icon** again to return to the default dashboard state.


Download Crosstab

Select a sheet from this dashboard

23



☒



☐

☐

☐

Export ERAS ... Export VSLO ... Accepted Alu... Accepted Alu... Accepted Al...

Select Format

☒ Excel ☐ CSV

24 Download

23 Download Crosstab | Sheet Selection

Ensure the sheet titled "Export VSLO Student Detail" is selected in the pop-up window

24 Download Crosstab | Format Selection & Download

After selecting the appropriate sheet, select either "Excel" or "CSV" format and click the "Download" button to download the data shown in the Detail table. The "Excel" format button is selected by default.