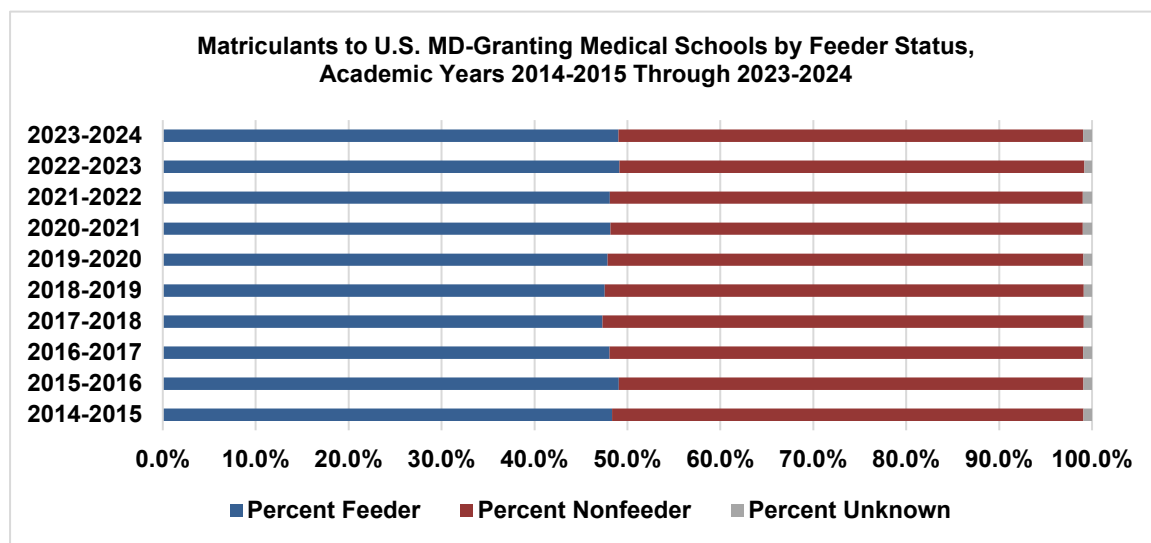


Medical School Matriculants From “Feeder” and “Nonfeeder” Undergraduate Schools

Sources: AAMC Applicant Matriculant Data File and AAMC Student Records System (SRS)

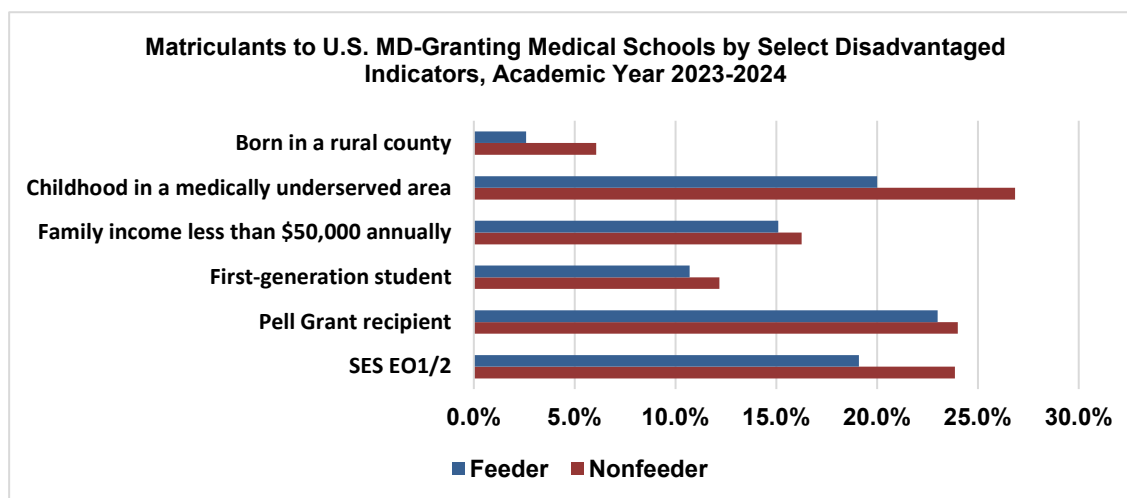
Key Findings

Over the past 10 years, almost half of all matriculants to U.S. MD-granting medical schools came from only 50 undergraduate schools each year (referred to hereafter as “feeder schools”), according to data from the American Medical College Application Service® (AMCAS®). Thirty-nine of these 50 schools were feeder schools for all 10 years of the study.

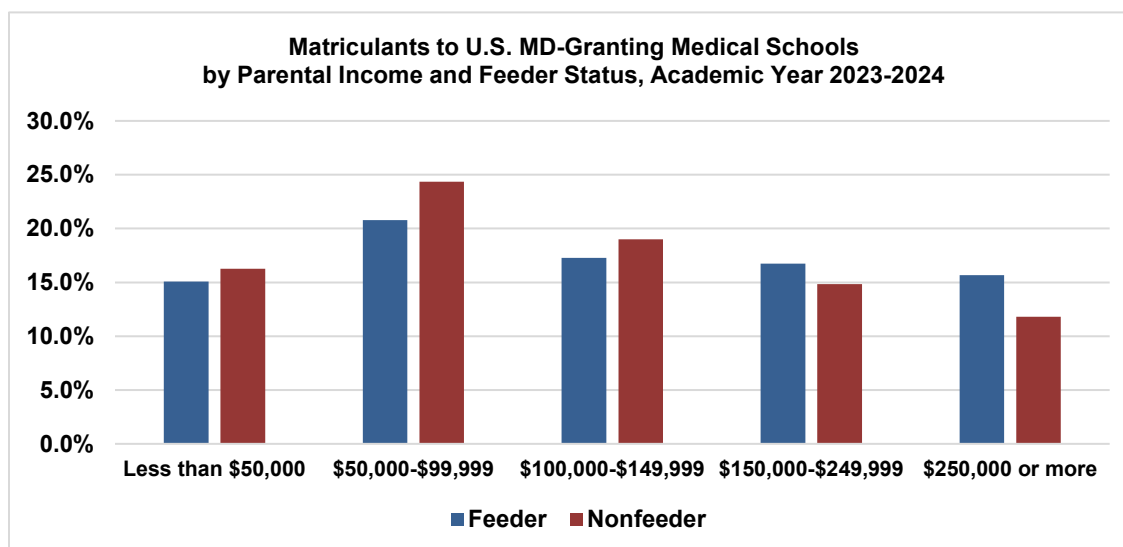


Characteristics of matriculants from those 50 feeder schools differ from matriculants from the approximately 900 other undergraduate schools supplying matriculants to U.S. MD-granting medical schools (referred to hereafter as “nonfeeder schools”). For context, in 2021, there were 2,267 total undergraduate schools in the United States.¹ Medical school matriculants from historically marginalized backgrounds, including students who grew up in medically underserved areas, identified as first-generation students, and reported lower family income and socioeconomic status (i.e., SES-EO1/2), were overrepresented among those from nonfeeder schools. For the purposes of this study, first-generation students include matriculants with a parent or guardian whose highest level of education is less than a bachelor’s degree. The SES-EO1/2 category includes applicants with a parent or guardian whose highest level of education is less than a bachelor’s degree or with a parent whose occupation is classified as service, clerical, skilled, and unskilled labor.

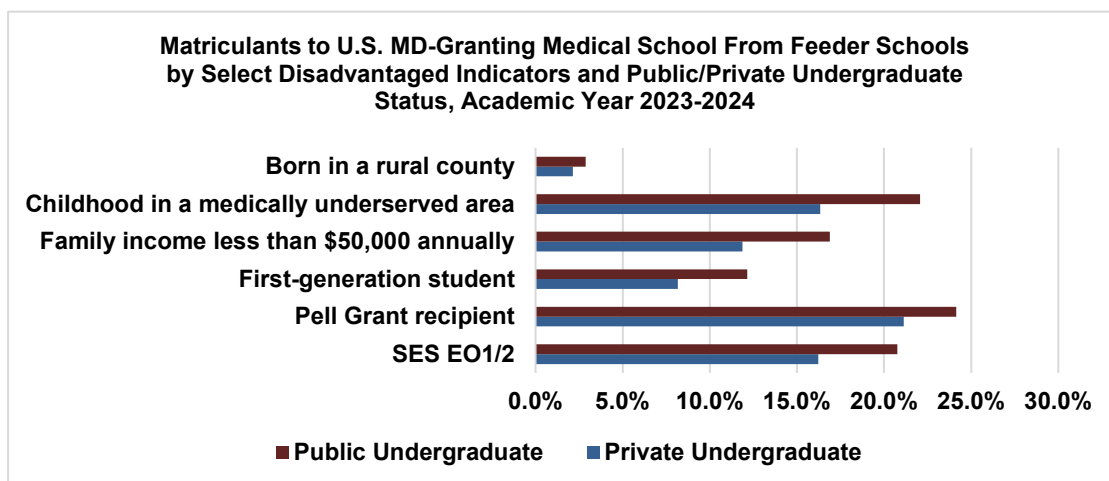
¹ National Center for Education Statistics. Characteristics of degree-granting postsecondary institutions. Last updated August 2023. Accessed December 2023. <https://nces.ed.gov/programs/coe/indicator/csa>.



Matriculants from feeder schools reported higher parental income than those from nonfeeder schools. In 2023-2024, 40.6% of matriculants from nonfeeder schools reported parental income below \$100,000, compared with 35.9% of matriculants from feeder schools. Similarly, 15.4% of matriculants from feeder schools reported parental income of \$250,000 or more, compared with 12.0% of matriculants from nonfeeder schools.



Of the 50 feeder schools providing 49.7% of matriculants in 2023-2024, 29 schools were public (providing 7,369 matriculants) and 21 schools were private (providing 4,044 matriculants). Among the 50 feeder schools, the characteristics of matriculants coming from the public and private undergraduate schools also differed. The 7,369 matriculants from public feeder schools were overrepresented in reporting spending their childhood in a medically underserved area, having a family income less than \$50,000 annually, being a first-generation student, receiving a Pell Grant, and having a lower SES-EO indicator.



When looking at graduation rates from the AAMC Student Records System (SRS), outcomes for matriculants from feeder schools and nonfeeder schools were comparable. Looking at four-year, five-year, and six-year medical school graduation rates for nondual-degree students, matriculants from nonfeeder schools had slightly higher four-year graduation rates for academic years 2014-2015 through 2017-2018. Additionally, between approximately 95% and 97% of matriculants from both feeder and nonfeeder schools graduated from medical school within six years.

Four-Year, Five-Year, and Six-Year Graduate Rates by Feeder Status for Matriculation Years 2014-2015 Through 2017-2018

Medical School Matriculation Year	Undergraduate School Type	4-Year Graduation Rate (%)	5-Year Graduation Rate (%)	6-Year Graduation Rate (%)	Number of Graduates
2014-2015	Feeder School	82.8	94.9	96.5	8,617
	Nonfeeder School	83.5	93.7	95.4	9,402
2015-2016	Feeder School	82.2	95.1	96.9	8,900
	Nonfeeder School	83.4	94.3	95.9	9,401
2016-2017	Feeder School	81.6	95.1	96.9	8,859
	Nonfeeder School	82.8	94.3	96.0	9,743
2017-2018	Feeder School	82.7	95.5	96.9	8,915
	Nonfeeder School	84.6	94.4	96.0	9,973

As medical schools enhance their recruitment and admission processes using holistic principles, considering undergraduate schools' feeder school status may be useful. Recruiting applicants from schools whose students align with medical school's desired experiences and attributes can result in broadly diverse, mission-aligned classes. This Data Snapshot shows that increasing access to medical school for applicants from nonfeeder schools will result in matriculants who graduate at comparable rates and are more likely to bring the perspectives of being first generation students, having lower socioeconomic statuses, and growing up in medically underserved areas. Those experiences can inform peer-to-peer learning that will enhance future patient care in an increasingly complex world.

For more information, contact datarequest@aamc.org.