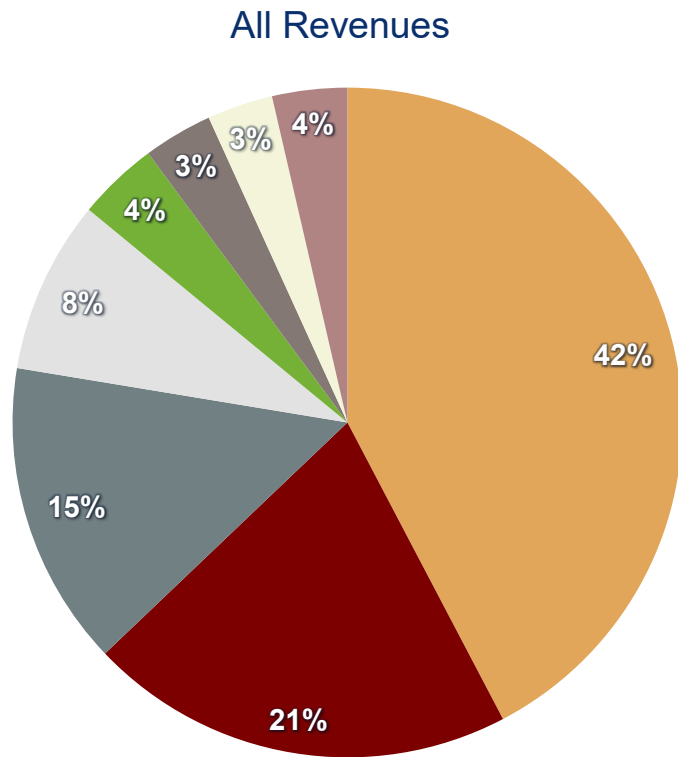
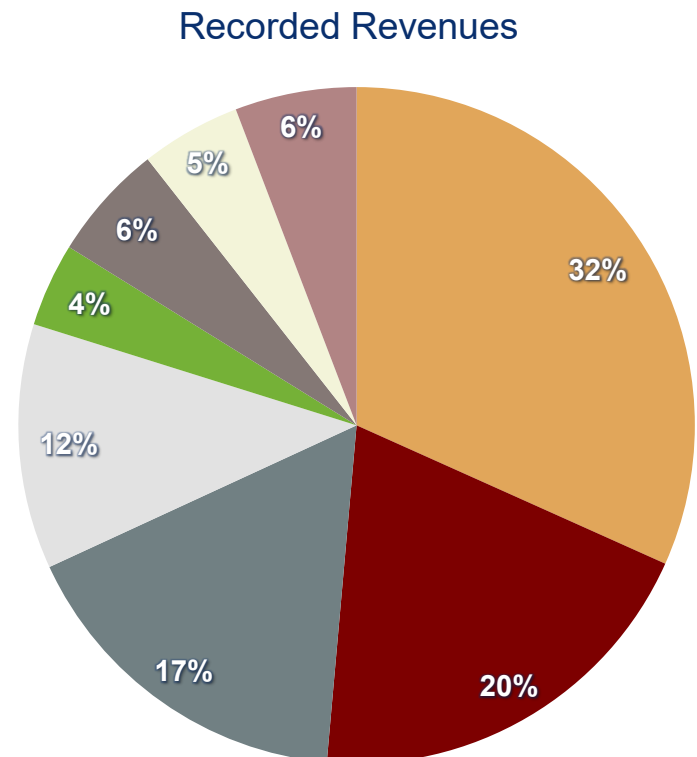


Figure 1: Revenue by Source for the 150 U.S. MD-Granting Medical Education Programs with Full LCME Accreditation, FY 2023



Median = \$733M



Median = \$322M

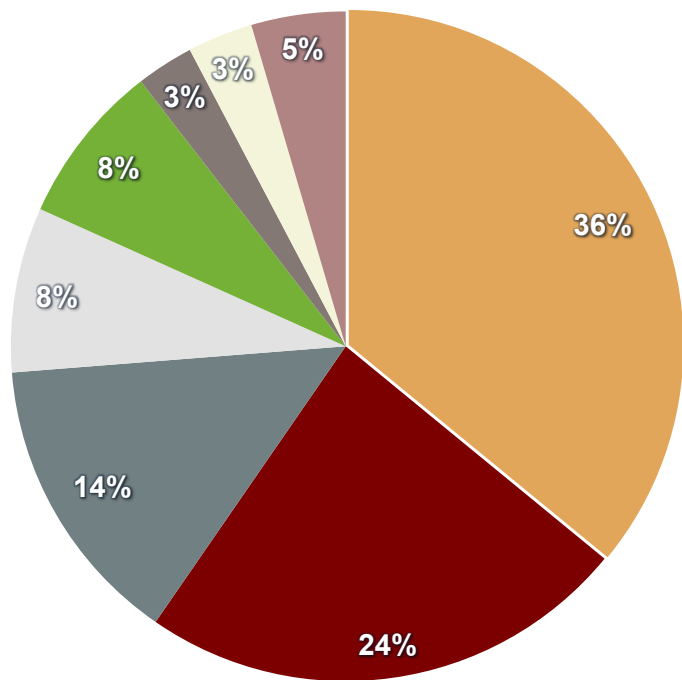
- Practice Plan
- Hospital
- Federal Grants and Contracts
- Other Grants and Contracts
- Government and Parent Support
- Gifts and Endowment
- Tuition and Fees
- Miscellaneous Sources

Note: Percentages may not sum to 100 due to rounding.
 Source: LCME Part I-A Annual Financial Questionnaire
 © AAMC. May not be reproduced without permission.



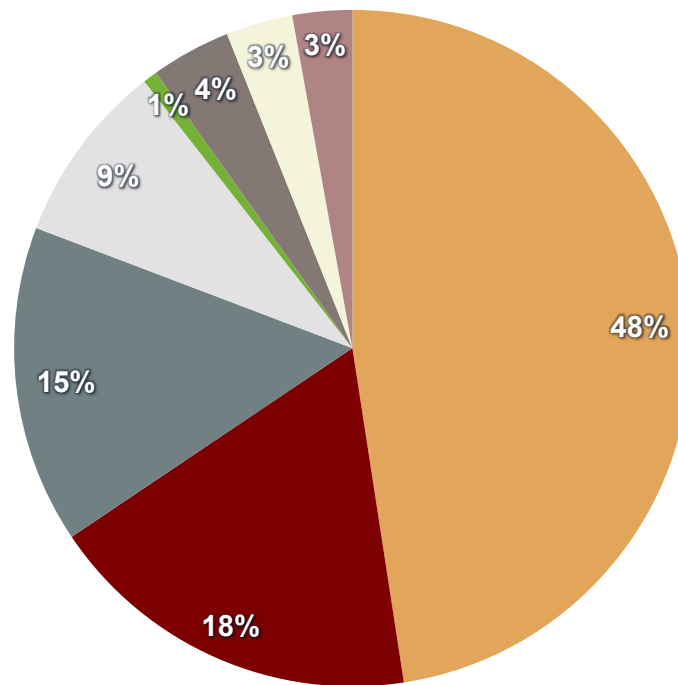
Figure 2: Revenue by Source for the 150 U.S. MD-Granting Medical Education Programs with Full LCME Accreditation, FY 2023

Public School Revenues



Median = \$663M

Private School Revenues



Median = \$914M

- Practice Plan
- Hospital
- Federal Grants and Contracts
- Other Grants and Contracts
- Government and Parent Support
- Gifts and Endowment
- Tuition and Fees
- Miscellaneous Sources

Note: Percentages may not sum to 100 due to rounding.
 Source: LCME Part I-A Annual Financial Questionnaire
 © AAMC. May not be reproduced without permission.

