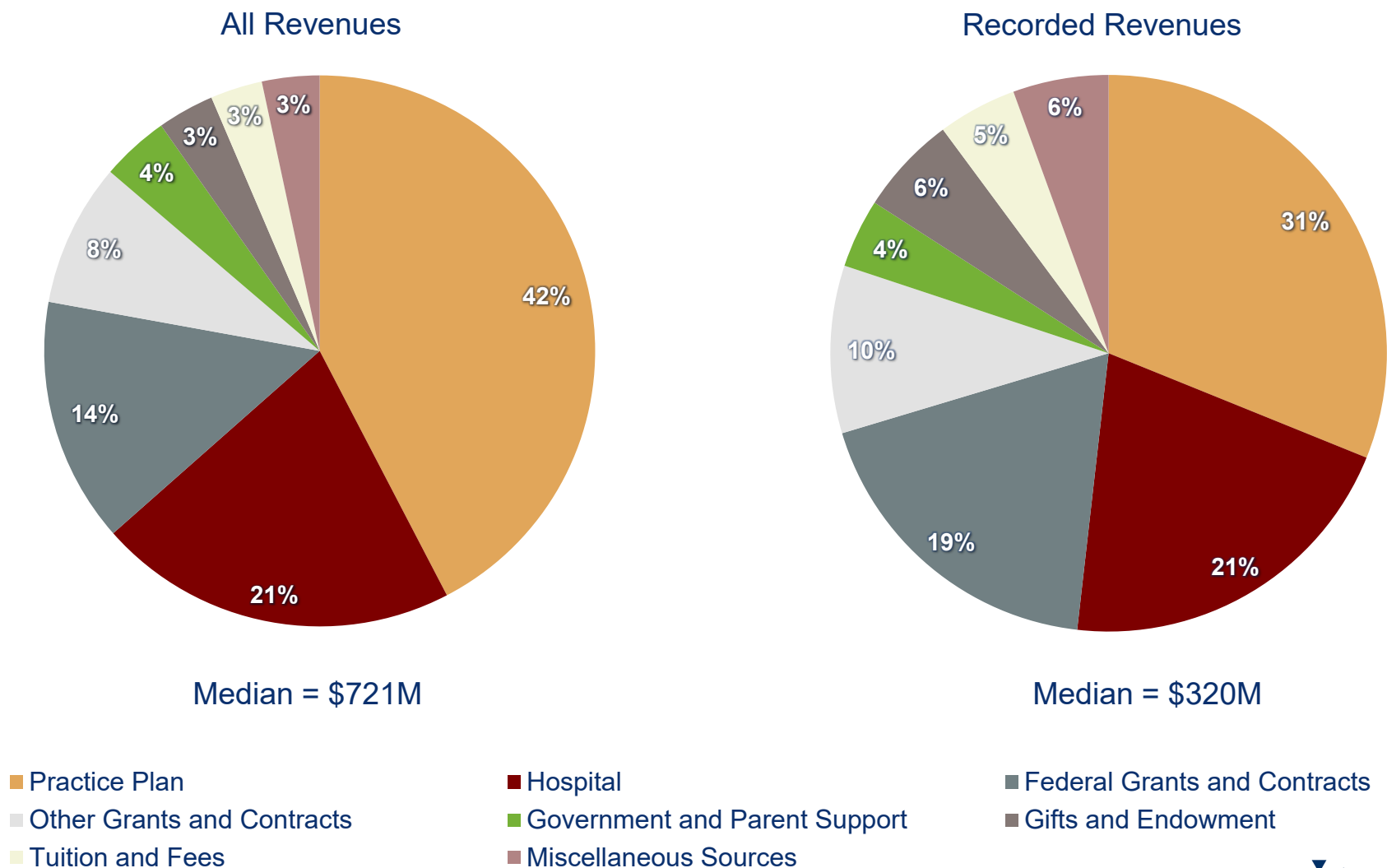


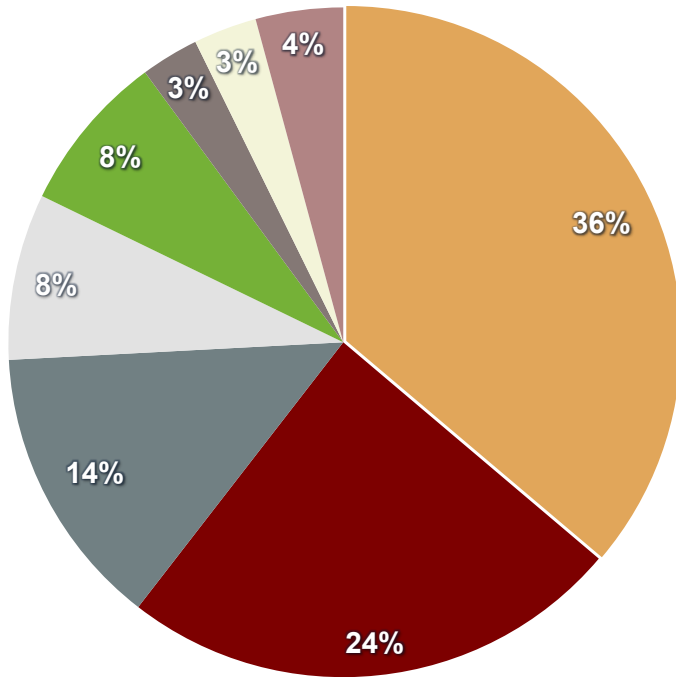
**Figure 1: Revenue by Source for the 151 U.S. MD-Granting Medical Education Programs with Full LCME Accreditation, FY 2024**



Note: Percentages may not sum to 100 due to rounding.  
 Source: LCME Part I-A Annual Financial Questionnaire  
 © AAMC. May not be reproduced without permission.

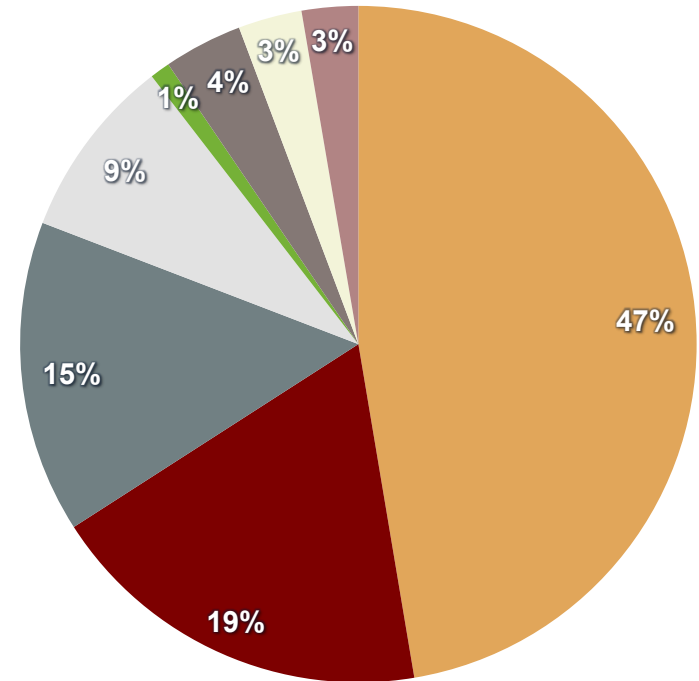
**Figure 2: Revenue by Source for the 151 U.S. MD-Granting Medical Education Programs with Full LCME Accreditation, FY 2024**

Public School Revenues



Median = \$689M

Private School Revenues



Median = \$971M

- |                              |                                 |                                |
|------------------------------|---------------------------------|--------------------------------|
| ■ Practice Plan              | ■ Hospital                      | ■ Federal Grants and Contracts |
| ■ Other Grants and Contracts | ■ Government and Parent Support | ■ Gifts and Endowment          |
| ■ Tuition and Fees           | ■ Miscellaneous Sources         |                                |

Note: Percentages may not sum to 100 due to rounding.  
 Source: LCME Part I-A Annual Financial Questionnaire  
 © AAMC. May not be reproduced without permission.