



**association of american  
medical colleges**

**AGENDA  
FOR  
COUNCIL OF DEANS**

**ADMINISTRATIVE BOARD**

**WEDNESDAY, JUNE 23, 1982**

**4:30 P.M.-6:30 P.M.**

**EDISON ROOM**

**THURSDAY, JUNE 24, 1982**

**9:00 A.M.-12:30 P.M.**

**INDEPENDENCE ROOM**

**WASHINGTON HILTON HOTEL**

**WASHINGTON, D.C.**

COUNCIL OF DEANS  
ADMINISTRATIVE BOARD

*Wednesday, June 23, 1982  
4:30 pm - 6:30 pm  
Edison Room  
Washington Hilton Hotel*

AGENDA

Page

Issues in Graduate Medical Education

- |     |   |   |
|-----|---|---|
| I.  | "The Closing of the Jaws"<br>John S. Graettinger, M.D. . . . . .            | 1 |
| II. | "Strategies in Sub-specialty Training"<br>John A. D. Cooper, M.D. . . . . . | 4 |

*Thursday, June 24, 1982  
9:00 am - 12:30 pm  
Independence Room*

- |      |   |    |
|------|---|----|
| I.   | Call to Order   |    |
| II.  | Report of the Chairman  |    |
| III. | Approval of Minutes   |    |
| IV.  | Action Items  |    |
|      | A. Membership Item . . . . .  | 19 |
|      | B. Annual Meeting Program Recommendations . . . . .   | 20 |
|      | C. ACCME Essentials<br>(Executive Council Agenda----- p. 16)  |    |
|      | D. Management of Academic Information<br>(Executive Council Agenda----- p. 25)                        |    |
|      | E. ACGME General Essentials<br>(Executive Council Agenda----- p. 27)                                  |    |
| V.   | Discussion Items  |    |
|      | A. Town Gown Issues<br>(Executive Council Agenda----- p. 53)  |    |
|      | B. AHA Proposals on Medicare Prospective Payments<br>Systems<br>(Executive Council Agenda----- p. 29) |    |

C. Legislation

D. 1983 COD Spring Meeting Topic

E. 1984 COD Spring Meeting Location . . . . . 27

VI. OSR Report

VII. Old Business

VIII. New Business

IX. Adjournment

## AGENDA

### *Issues in Graduate Medical Education*

- I. "The Closing of the Jaws"  
John S. Graettinger, M.D.

The primary material for this discussion appears on pages 50-52 of the blue Executive Council Agenda. The material on the following pages was provided by Dr. Graettinger as additional background for his discussion with the Board.

This material provides additional information regarding the GME positions with respect to the representation of United States graduates and foreign graduates.

- II. "Strategies in Sub-specialty Training"  
John A. D. Cooper, M.D.

The article, "Doctors Dilemma" by Dr. Petersdorf lays out a proposal, mentioned by Dr. Cooper at the COD Spring Meeting, for coping with the projected surplus of physicians in many of the subspecialties. The proposal is stated most explicitly on p. 630 of the article, but the entire piece is recommended background for this segment of the Board's discussion.

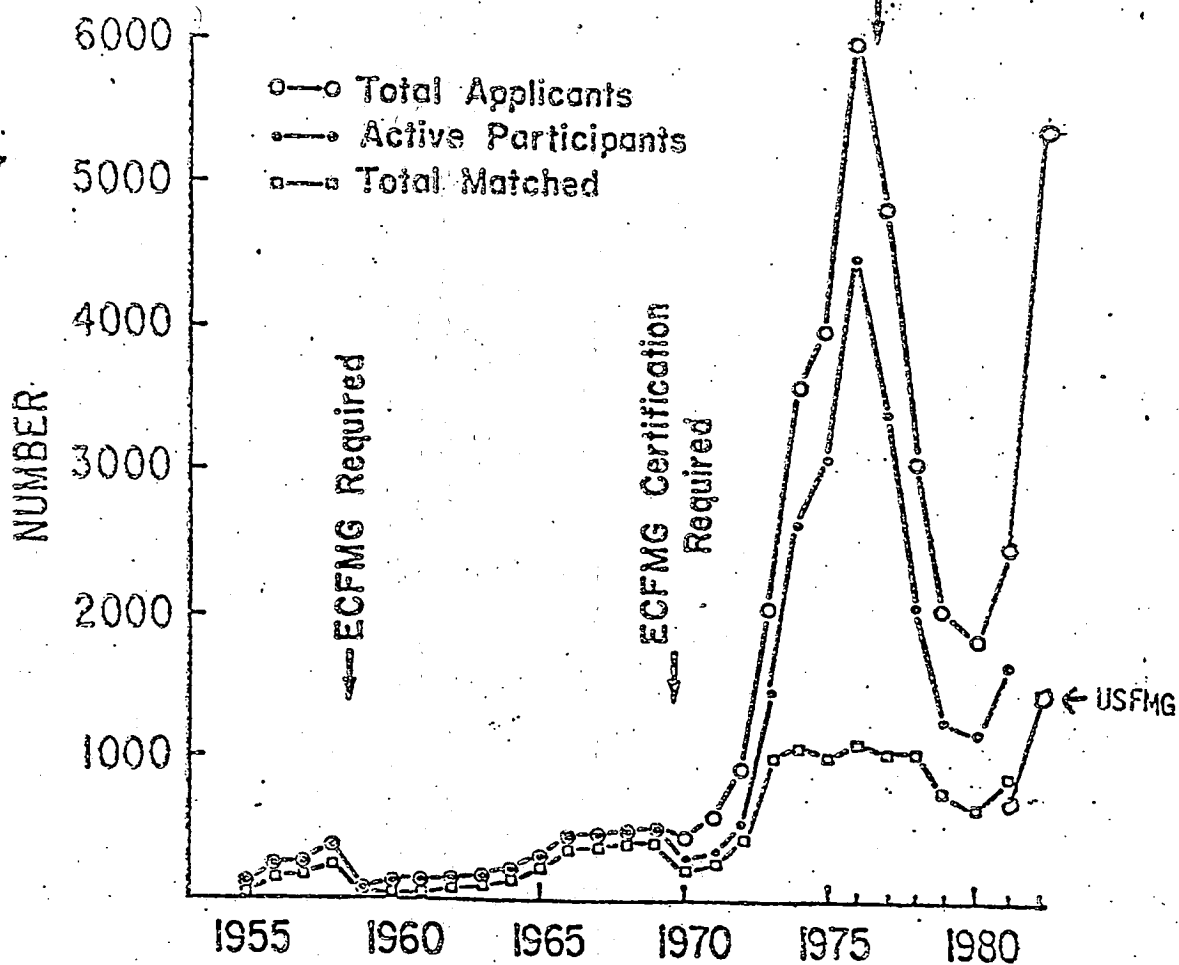
Hospitals and Programs That Filled Less Than One-Third  
of Positions with U.S. Graduates in the NRMP in 1982

<u>State</u>	<u>Hospitals</u>	<u>Programs</u>	<u>Positions</u>	<u>U.S.G.</u>	<u>Others</u>
Alabama	3	4	17	4	0
California	5	9	52	13	16
Connecticut	8	12	98	15	42
Delaware	1	1	4	0	0
Dist. Columbia	4	20	76	16	15
Florida	3	3	13	1	4
Georgia	2	3	21	3	0
Illinois	21	67	300	56	134
Indiana	1	1	4	0	0
Iowa	1	3	7	2	1
Kentucky	1	1	6	2	1
Louisiana	3	3	15	1	8
Maryland	6	20	66	6	21
Massachusetts	3	10	46	12	15
Michigan	10	24	123	29	28
Missouri	5	9	51	7	16
Nevada	1	5	26	9	0
New Jersey	20	49	217	32	105
New York	39	113	586	70	295
North Dakota	1	1	8	2	0
Ohio	10	45	201	35	31
Oregon	1	1	1	0	0
Pennsylvania	14	44	211	29	61
Puerto Rico	1	3	18	4	0
Rhode Island	2	4	19	5	2
Tennessee	4	5	23	3	1
Texas	2	2	8	0	6
West Virginia	1	4	13	2	3
Wisconsin	2	2	12	2	0
PAGE TOTAL	175	468	2242	360 (16%)	805 (36%)

---

Total in Match	700	3516	18300	13053	1931
Page total percent of Match total	25	13	12	3	42

# FOREIGN MEDICAL GRADUATES IN THE MATCHING PROGRAM



COUNTRY OF MEDICAL SCHOOL	PERCENT
India	27
Phillipines	12
Egypt	7
West Indies	4
Iran	4
Pakistan	4
Mexico	3
Lebanon	3
Vietnam	2
Syria	2
Great Britain	2
J.S.S.R.	2
Italy	2
Taiwan	2
Japan	1
Spain	1
Nigeria	1
France	1
Korea	1
Others < 1%	19

PERCENT

APPLICANTS

POSITIONS

	1981	1982	Change
U S Graduates	15,496	16,000	+ 3%
5th Pathway	456	523	+ 15%
USFMG	785	1,400	+ 78%
Other	687	700	+ 2%
sub-total			
U S-Canadian Citizens	17,424	18,623	+ 7%
Alien FMG	1,731	4,000	+167%
Total	19,155	22,623	+ 18%
U S-Canad. Grads	16,183	16,700	+ 3%
Foreign Grads	2,972	5,923	+ 99%
Total	19,155	22,623	+ 18%

1981=18,900  
1982=19,480

POSITIONS PER APPLICANT

	1981	1982
U S Canad. Grad.	1.17	1.1
U S Citizen	1.08	1.0
All Applicants	0.97	0.8

Note: all 1982 data are approximate

1/81

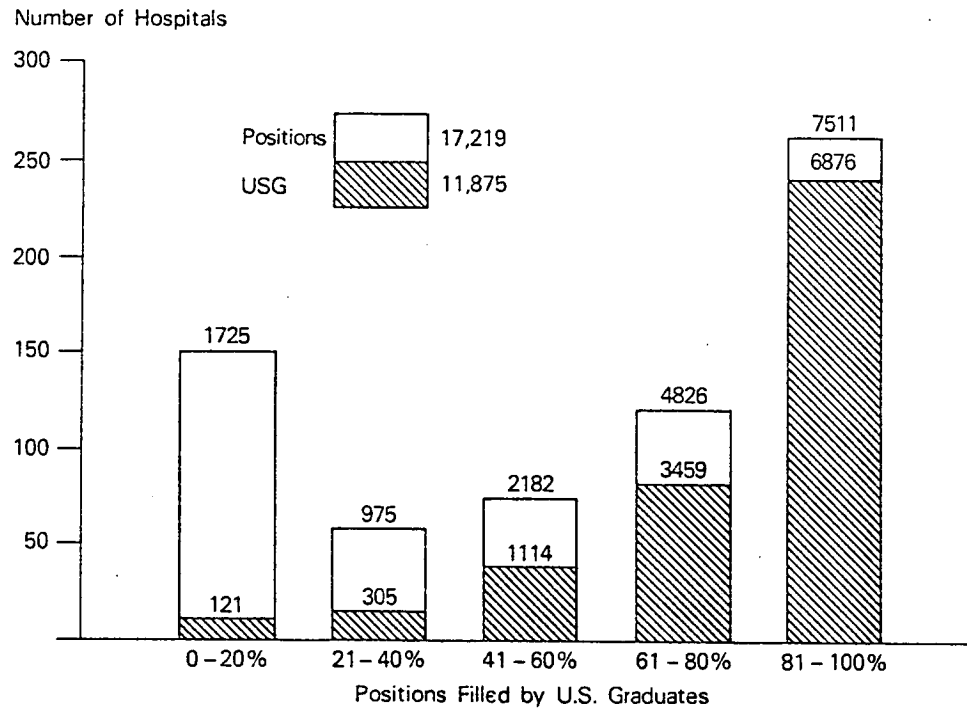


FIGURE 2.1

Distribution of 669 hospitals in the NRMP in 1978 by percentage of first-year positions offered that were filled by U.S. graduates.

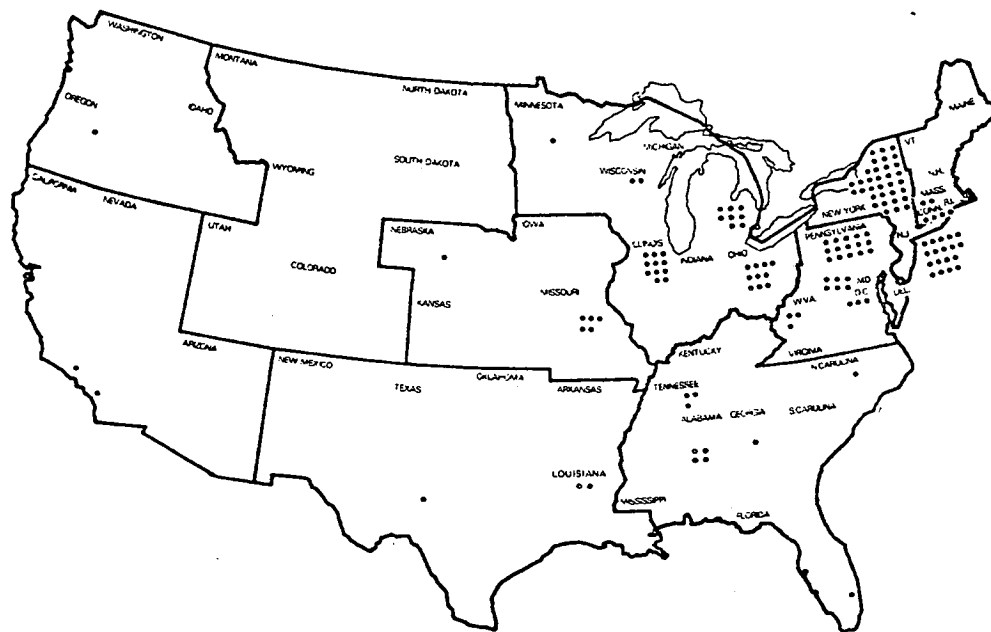


FIGURE 2.2

Location of hospitals in the NRMP in 1978 filling 0 to 20 percent first-year positions by U.S. graduates.