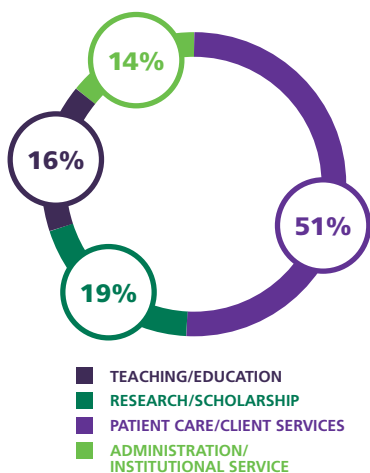


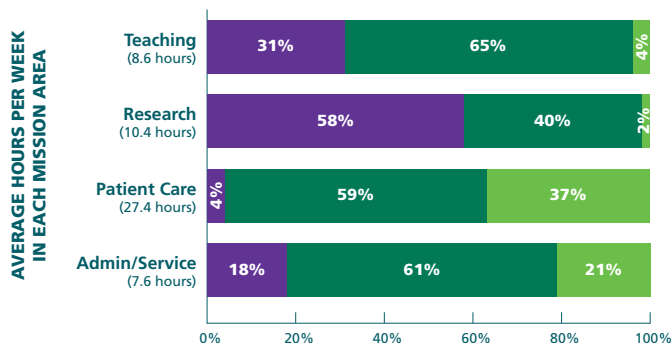
## FIGURE 7: ALLOCATION AND PERCEPTIONS OF EFFORT: FULL-TIME CLINICAL SCIENCE FACULTY

**WOMEN**

### Allocation of Effort

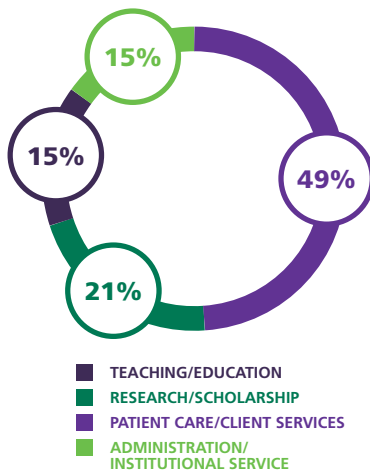


### Perceptions of Effort

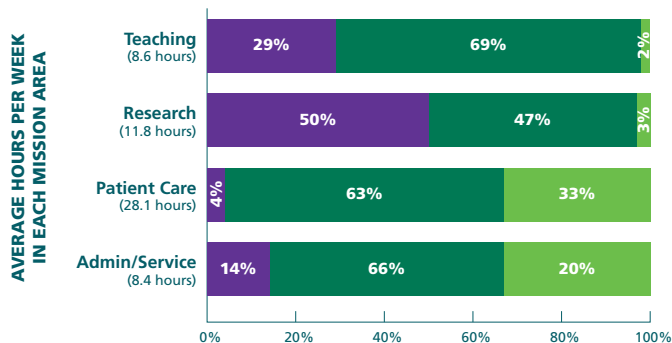


**MEN**

### Allocation of Effort



### Perceptions of Effort



## KEY TAKEAWAY

**The number of working hours for an average week reported by full-time women faculty was similar to that reported by men, with three hours per week fewer among women clinical science faculty.**

▲ Source: Data are from the AAMC StandPoint Faculty Engagement Survey collected between August 2015 and August 2018 across 29 institutions and representing 20,123 faculty respondents.