

TABLE 1
PERCENTAGES OF MCAT EXAMINEES ACHIEVING SCALED SCORE LEVELS
AND ASSOCIATED PERCENTILE RANK RANGES BY AREA OF ASSESSMENT
APRIL 2002 ADMINISTRATION
N = 25,629

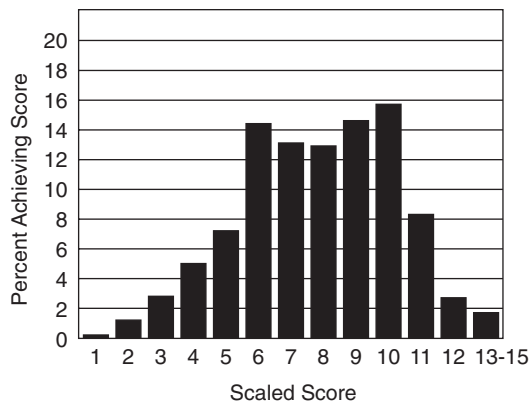
Verbal Reasoning		
Scaled Score	Percent Achieving Score	Percentile Rank Range
13-15	1.7	98.4-99.9
12	2.7	95.7-98.3
11	8.3	87.4-95.6
10	15.7	71.8-87.3
9	14.6	57.1-71.7
8	12.9	44.2-57.0
7	13.1	31.0-44.1
6	14.4	16.6-30.9
5	7.2	09.3-16.5
4	5.0	04.3-09.2
3	2.8	01.5-04.2
2	1.2	00.3-01.4
1	0.2	00.0-00.2

Scaled Score	
Mean	= 7.8
Std Deviation	= 2.40

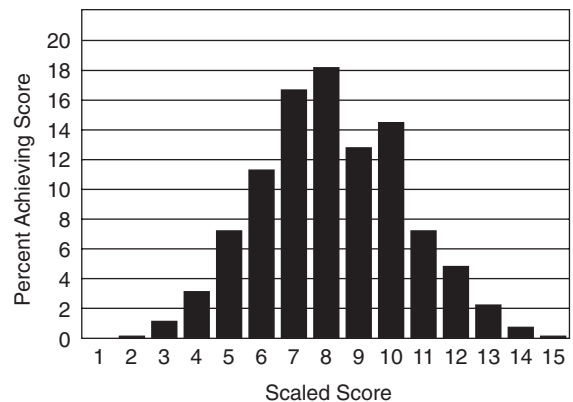
Physical Sciences		
Scaled Score	Percent Achieving Score	Percentile Rank Range
15	0.1	99.9-99.9
14	0.7	99.4-99.8
13	2.2	97.1-99.3
12	4.8	92.3-97.0
11	7.2	85.1-92.2
10	14.5	70.6-85.0
9	12.8	57.8-70.5
8	18.2	39.6-57.7
7	16.7	22.9-39.5
6	11.3	11.6-22.8
5	7.2	04.4-11.5
4	3.1	01.3-04.3
3	1.1	00.3-01.2
2	0.1	00.1-00.2
1	0.0	00.0-00.0

Scaled Score	
Mean	= 8.2
Std Deviation	= 2.24

Verbal Reasoning



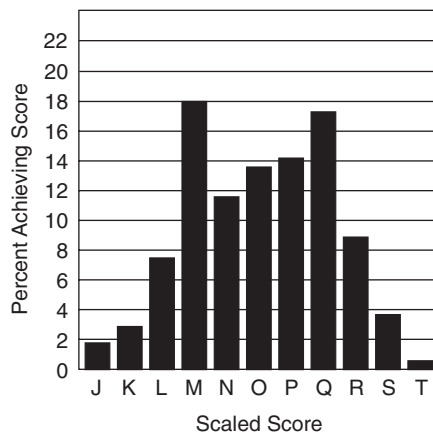
Physical Sciences



Writing Sample		
Scaled Score	Percent Achieving Score	Percentile Rank Range
T	0.6	99.5-99.9
S	3.7	95.8-99.4
R	8.9	86.9-95.7
Q	17.3	69.6-86.8
P	14.2	55.4-69.5
O	13.6	41.8-55.3
N	11.6	30.2-41.7
M	18.0	12.3-30.1
L	7.5	04.8-12.2
K	2.9	01.9-04.7
J	1.8	00.0-01.8
75th Percentile = Q		
50th Percentile = O		
25th Percentile = M		

Biological Sciences		
Scaled Score	Percent Achieving Score	Percentile Rank Range
15	0.1	99.9-99.9
14	0.8	99.1-99.8
13	2.6	96.5-99.0
12	3.7	92.8-96.4
11	10.1	82.7-92.7
10	15.2	67.5-82.6
9	19.5	48.0-67.4
8	16.5	31.5-47.9
7	11.5	20.0-31.4
6	8.6	11.4-19.9
5	5.0	06.4-11.3
4	3.1	03.4-06.3
3	2.1	01.2-03.3
2	1.0	00.2-01.1
1	0.1	00.0-00.1
Scaled Score		
Mean = 8.4		
Std Deviation = 2.35		

Writing Sample



Biological Sciences

