



Tomorrow's Doctors, Tomorrow's Cures

# Key Facts About Teaching Hospitals

---

Learn

---

Serve

---

Lead

Association of  
American Medical Colleges  
February 2009



Association of  
American Medical Colleges

# Teaching Hospitals by Ownership Category, 2007

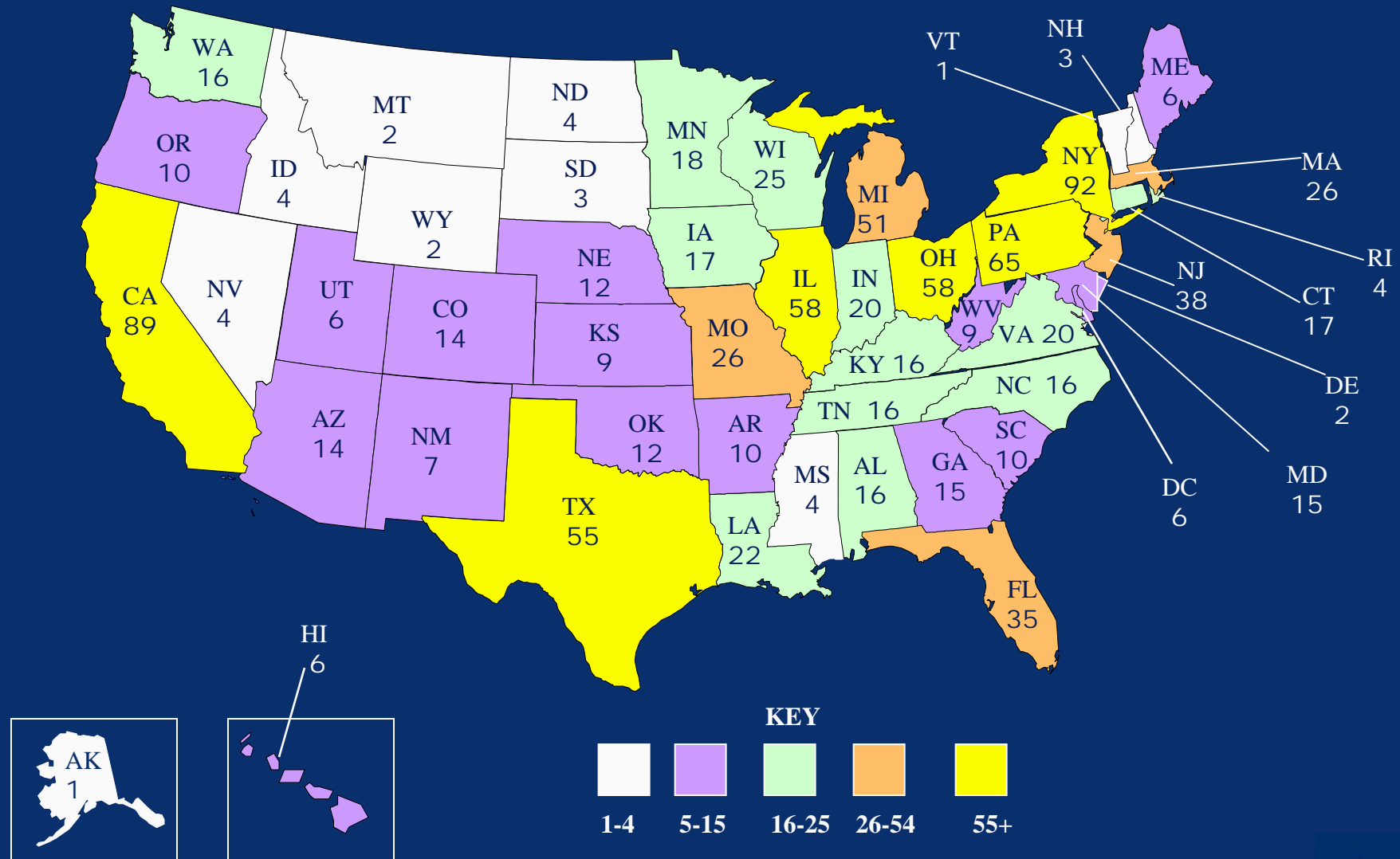
Category	Number	Percent
Church	173	17.18%
For-profit	102	10.13
Municipal/county/city	94	9.33
Other not-for-profit	596	59.19
State government	42	4.17
<b>Total</b>	<b>1,007</b>	<b>100</b>

Note: Data reflect short-term, general, nonfederal, teaching hospitals. Short-term, general, nonfederal designation obtained from the 2007 American Hospital Association file.  
Teaching is defined as having an intern and resident to bed (IRB) ratio greater than 0.

Source: IRB ratio obtained from the Inpatient prospective payment system FY 2009 final rule impact file.  
AAMC analysis of the 2007 American Hospital Association data.

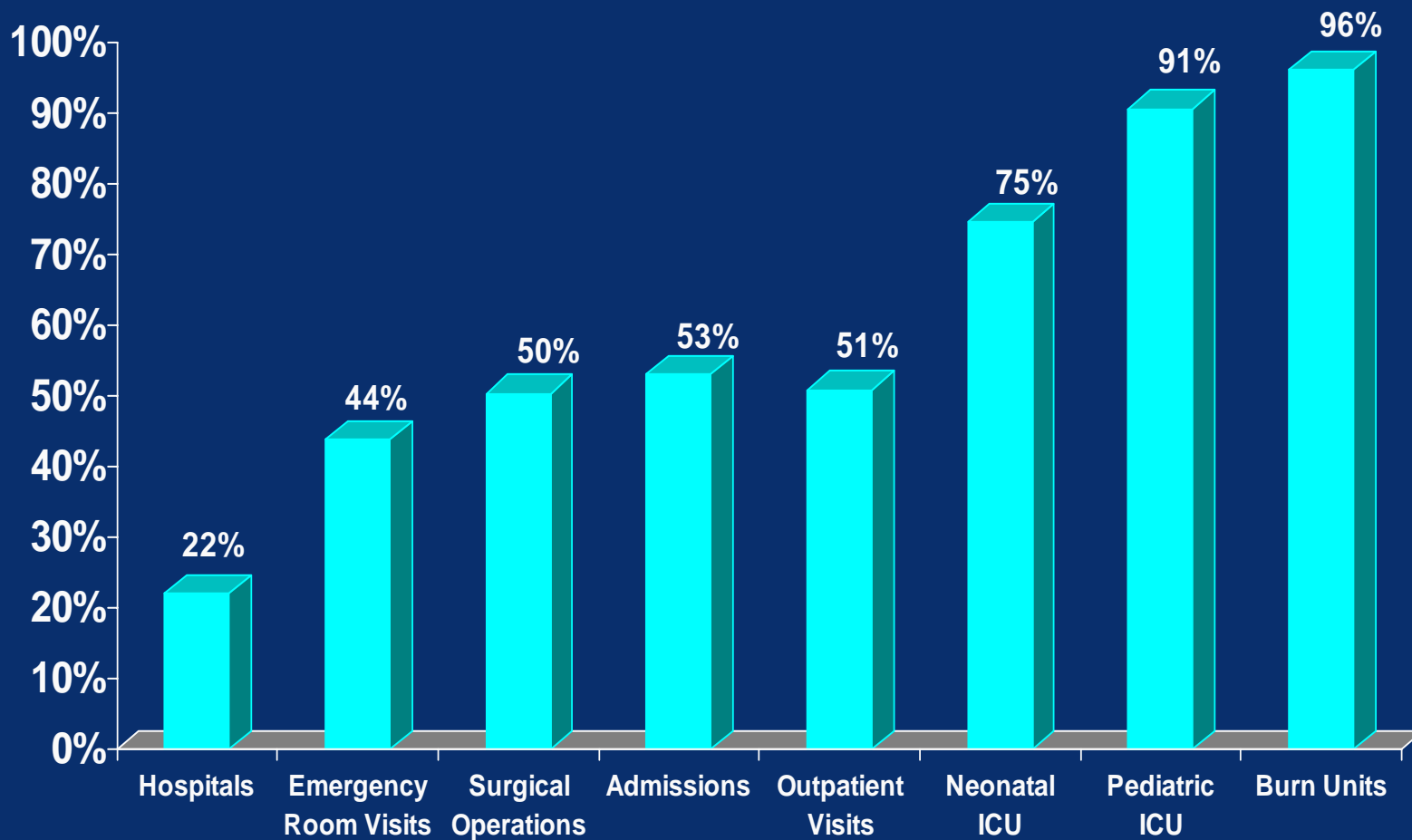


# Location of Teaching Hospitals by State (2007)



Source: 2007 American Hospital Association data

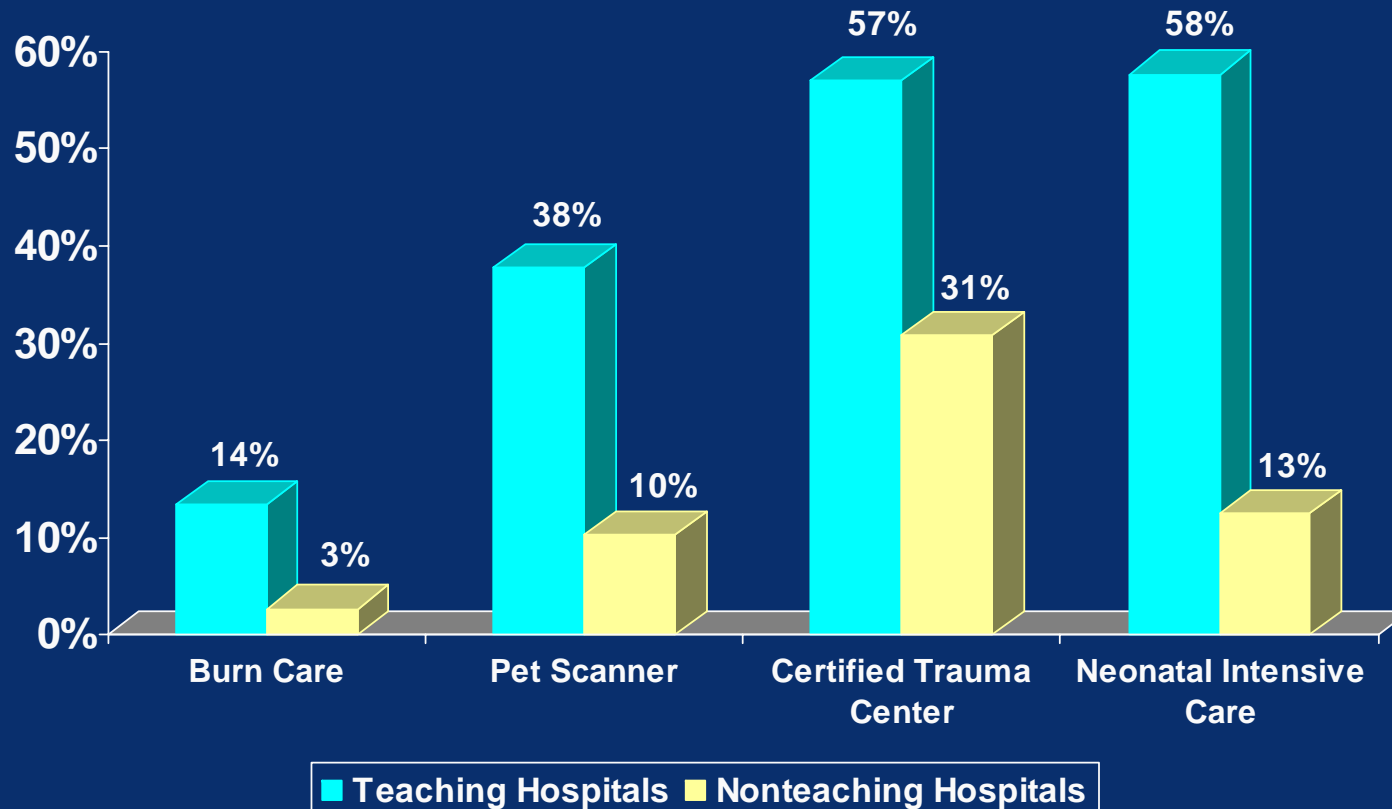
# Share of Selected Clinical Services Provided by Teaching Hospitals, 2007



Note: Data reflect short-term, general, nonfederal, teaching hospitals. Short-term, general, nonfederal designation obtained from the 2007 American Hospital Association file. Teaching is defined as having an intern and resident to bed (IRB) ratio greater than 0.

Source: IRB ratio obtained from the Inpatient prospective payment system FY 2009 final rule impact file. AAMC analysis of the 2007 American Hospital Association data.

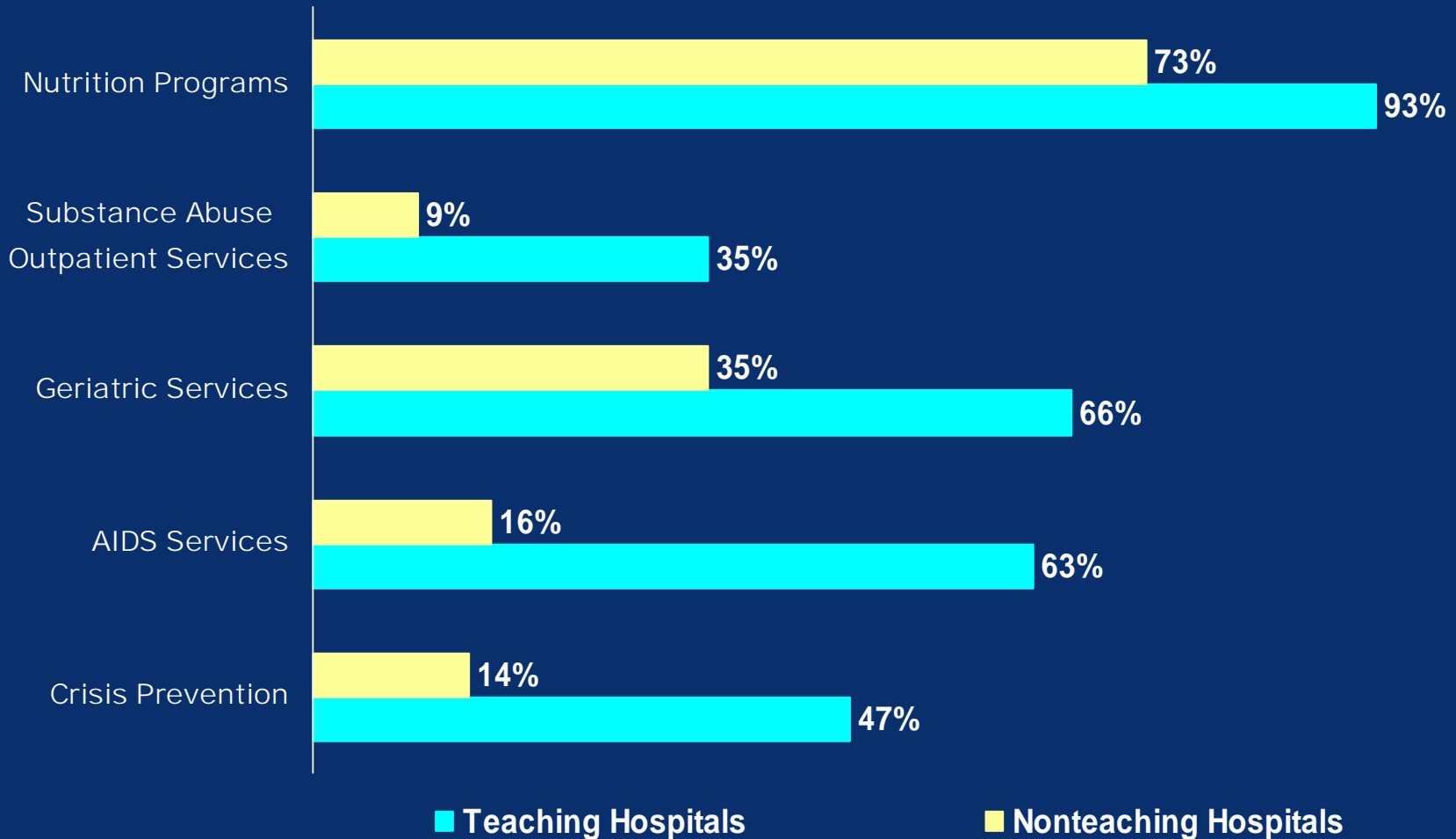
# Sophisticated Clinical Services Offered by Teaching and Non-Teaching Hospitals, 2007



Note: Data reflect short-term, general, nonfederal, teaching hospitals. Short-term, general, nonfederal designation obtained from the 2007 American Hospital Association file. Teaching is defined as having an intern and resident to bed (IRB) ratio greater than 0. Percentage equal the number of institutions that offer the selected clinical service divided by the total number of institutions in the category.

Source: AAMC analysis of the 2007 American Hospital Association data. IRB ratio obtained from the Inpatient prospective payment system FY 2009 final rule impact file.

# Comparison of Selected Community Services Provided by Teaching and Nonteaching Hospitals, 2007

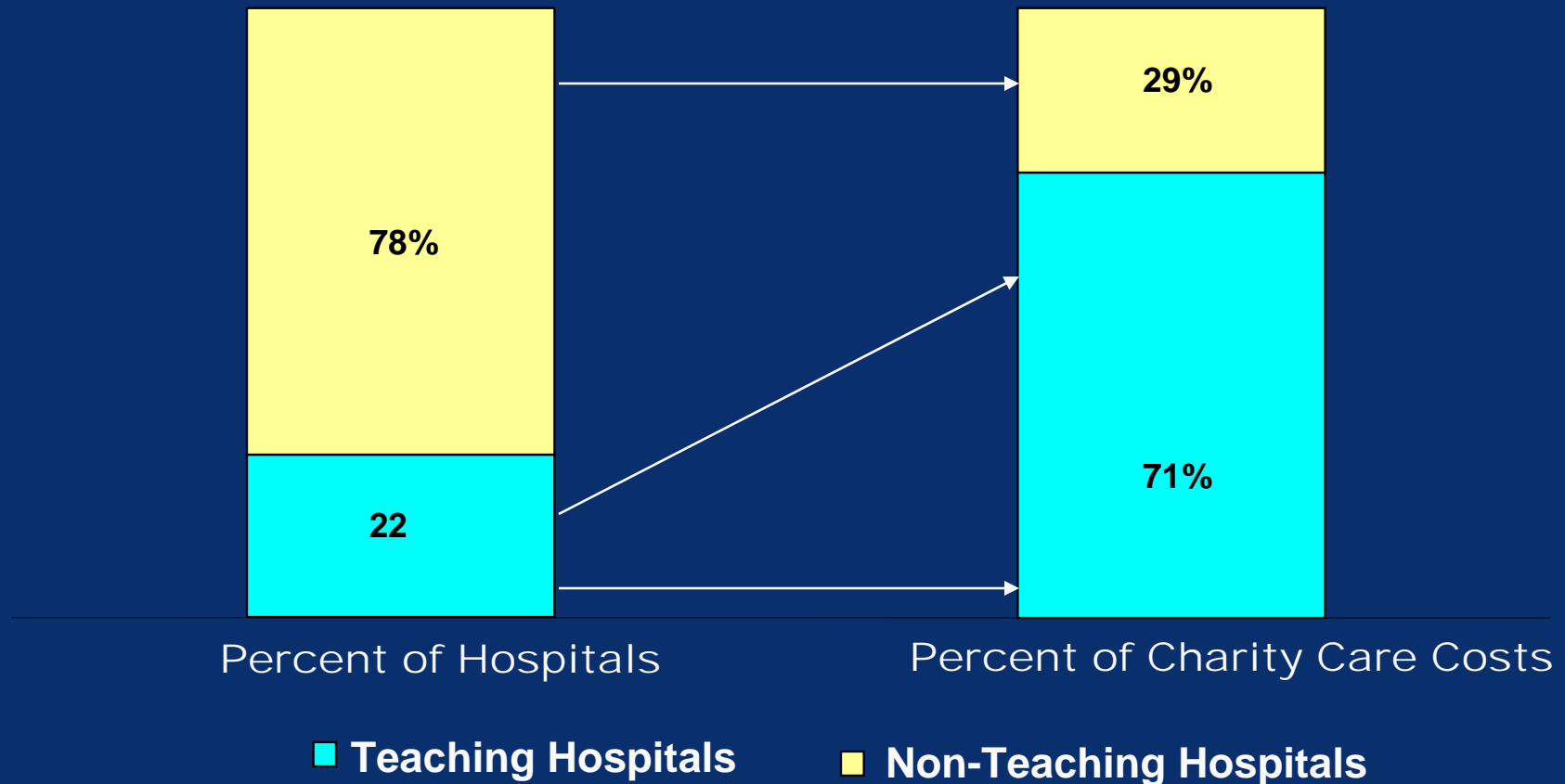


Note: Data reflect short-term, general, nonfederal, teaching hospitals. Short-term, general, nonfederal designation obtained from the 2007 American Hospital Association file. Teaching is defined as having an intern and resident to bed (IRB) ratio greater than 0. Percentages equal the number of institutions that offer the selected clinical services divided by the total number of institutions in the category.

Source: AAMC analysis of 2007 American Hospital Association data  
IRB ratio obtained from the Inpatient prospective payment system FY 2009 final rule impact file.



# Proportion of Charity Care Provided at Teaching and Non-Teaching Hospitals, 2006



Note: Data reflect short-term, general, nonfederal, teaching hospitals.  
Short-term, general, nonfederal designation obtained from the 2007 American Hospital Association file.  
Teaching is defined as having an intern and resident to bed (IRB) ratio greater than 0.  
Charity care is defined as care provided without the expectation of payment.

Source: AAMC analysis of 2006 American Hospital Association data  
IRB ratio obtained from the Inpatient prospective payment system FY 2009 final rule impact file.